



H.O. SPORTS COMPANY, INC
TWO THOUSAND NINE // 2009 // COLLECTION

The excitement generated during a slide across liquid glass...

It fuels our passion for dawn patrol slalom sets.
 It drives our longing for summer days on the river.
 It pushes us to that next timeless moment on the boat.
 It motivates the people who help sculpt our water sports culture.

It is the inspiration behind and the quest to design,
 the most revolutionary water sports product on earth!

Enjoy the ride!

From everyone at HO Sports



CONTENTS	
SKIS	PG 4
BOOTS	PG 16
GLOVES	PG 17
KNEEBOARDS	PG 18
VESTS	PG 20
SOFTGOODS	PG 25
TUBES	PG 26
ACCURATE	PG 36

SYNDICATE



DESIGN
PHILOSOPHY

SHAPE

FAT TAIL GEOMETRY:
 By reducing the overall taper in the ski, we create a wider tail profile than traditional design.

PIN TAIL GEOMETRY:
 By increasing the overall taper in the ski, we create a narrower tail profile than traditional design.

OVER-SIZED GEOMETRY:
 Increasing the overall surface area of the ski enhances performance at slower speeds.



CONCAVE

HYBRID:
 Small rails to each side of the concave from the heel of the front foot forward. This allows the A1 to progressively build, and most importantly, maintain incredible angle off the 2nd wake propelling the skier onto a wide and early line. Behind the skier's front foot heel the A1 transforms into edge-to-edge concave design. Allows the ski to roll up on a higher edge angle and pulls the forebody of the ski into the water for maximum angle creation and maintenance.

EDGE-TO-EDGE:
 Constant concave radius connects the bottom bevels on each side. Less aggressive edge angle and physical body fatigue.

V-BOTTOM:
 Edge-to-Edge concave design with a boat hull inspired V-Bottom along the concave's centerline. Increased tracking and stability for aspiring skiers.




ROCKERLINE

5-STAGE:
 Dual flat spots and extremely progressive tip rocker stage. Flat spot #1 equals speed off the buoy. Flat spot #2 equals the stable platform the skier balances on back to the wakes. The progressive tip rocker mimics an extra long flat spot for stability, but a continuous rocker for preturn rotation.

4-STAGE:
 Dual flat spots with traditional tip rocker. Stability is achieved with a longer forebody flatspot length than the 5-stage and preturn rotation is controlled via bevel design.

3-STAGE:
 Single flat spot with a constant radius tail rocker. Flat Spot #1 is replaced with a constant radius tail rocker for a slightly more forgiving ride than the more advanced 4 and 5 stage rockers.

CONTINUOUS:
 Continuous radius rockerline provides a deep stable ride that shuts down speed and drops in when the skier is ready to turn



TOURNAMENT
A1

SYNDICATE A1

The first product out of the Syndicate Program initiative, the Syndicate A1 is the creation of 5-time World Champion Bob LaPoint. The Syndicate A1 introduces the Hybrid Concave Design. A re-evolution of the edge-to-edge concave ski design, the Syndicate A1 incorporates small rails on each side of the concave from the heel of the front foot forward. This allows the A1 to progressively build, and most importantly, maintain incredible angle off the 2nd wake, propelling the skier onto a wide and early line. Behind the skier's front foot heel, the A1 transforms into edge-to-edge concave design with significantly increased tail section surface area to maximize on-water speed. The increased tail section surface area is balanced by a slightly narrower forebody putting the A1 in balanced trim for extremely level turns. This allows the skier to carry unlimited speed into the buoy with confidence that the ski is going to automatically carve back to the wakes. Stability is achieved via the industries 1st and only 5-stage rockerline. This incorporates dual rockerline flat spots with the forebody flatspot located directly under the skier's front foot, which provides a stable platform for the skier to ride back into the wakes. The progressive shovel rocker design virtually reduces bouncing through the wakes and maximizes outbound trajectory. A correction to a traditional skis' center of mass location, the A1's tip mass reduction was carefully designed to reposition the skis center of mass closer to the skier's front boot. This reduces the length of the skis effective feel and provides the skier with the surface area of a larger ski for maximum speed and the turn radius of a smaller ski for an earlier line in the slalom course.

TERRAIN



BOAT SPEED
32 MPH - 36 MPH



SKI SIZES // REC. WEIGHT

65" // 110 - 150 lbs
66.25" // 145 - 180 lbs
67.5" // 175 - 205 lbs
68.75" // 200+ lbs

FEATURES:

- » Hybrid Concave Design
- » 5-Stage Rockerline
- » Fat Tail Geometry
- » 100% Carbon Fiber Reinforcements
- » TCC - Torsional Carbon Construction
- » Polyvinyl Chloride Foam Core
- » Syndicate Adjustable Fin Block
- » Handmade in the USA

SYNDICATE PROGRAM

Our hand-picked team of the industry's finest engineers, material scientists, designers and athletes was assembled behind closed doors with one goal in mind: to redefine the possibilities of water ski product design. Formed out of shared passion for performance at the highest level, we have set out to achieve the unachievable, to burn down the house of conventional thinking and design revolutionary water ski products. Guided by the Four Syndicate Ideals—performance-based, form follows function, race stock, the art of science—our team embodies a renewed commitment to tournament water skiers everywhere. The Syndicate Program melds experience with youth-inspired creativity to fuse engineering and art. The result: nothing less than innovative, industry altering products.

We invite you to experience our group's commitment to you, on products that reveal your untapped water skiing potential. We invite you to believe in what can be achieved when a group unafraid to take risks dares to be great. The search for perfection never ends. Syndicate

TOURNAMENT
MONZA



The 2009 Monza is the ying to the A1's yang. Developed for a different skiing style, the Monza employs a blended entry concave design and a smaller, rounder bevel to create increased lift for the least physically demanding ride of any tournament ski on the market. The Monza's wide point is positioned 3" closer to the tip than standard skis and it has an aggressive taper to a pintail design. The combination of these factors produce a ski that has a loose, skidded turn shape great for skiers who like to edge change early and ride the glide out to apex.



TERRAIN



BOAT SPEED
32 MPH - 36 MPH



SKI SIZES // REC. WEIGHT

65" // 110 - 135 lbs
66" // 130 - 165 lbs
67" // 160 - 185 lbs
68" // 180 - 205 lbs
69.5" // 200+ lbs

FEATURES:


- » Edge-to-Edge Concave Design
- » 4-Stage Rockerline
- » Pin Tail Geometry
- » 100% Carbon Fiber Reinforcements
- » TCC - Torsional Carbon Construction
- » Polyvinyl Chloride Foam Core
- » Syndicate Adjustable Fin Block
- » Handmade in the USA

PREMIUM NOS

Flagship of the HO Premium Series, built off of the Monza platform, the NOS is a super charged 100% carbon enhanced Nitro shape. Employing HO's smallest bevel, the most extreme tapered pintail design, 4% forebody width increase and Monza tail width makes this the least physically demanding ski in the industry. This design allows the skier to dictate the turn shape and aggression level to meet their slalom course or open water needs.

TERRAIN

OPEN WATER  SLALOM COURSE 

BOAT SPEED
30 MPH - 34 MPH 

SKI SIZES // REC. WEIGHT
65" // 110 - 155 lbs
67" // 145 - 190 lbs
69" // 180 - 225 lbs

FEATURES:

- » Edge-to-Edge Concave Design
- » 3-Stage Rockerline
- » Pin Tail Geometry
- » 100% Carbon Fiber Reinforcements
- » TCC - Torsional Carbon Construction
- » Polyurethane Foam Core
- » Syndicate Adjustable Fin Block
- » Handmade in the USA



PREMIUM SERIES


The finest high performance skis that money can buy, specifically designed to maximize performance with minimal physical effort. Shape profiles, bevel design, and rockerlines were customized with this goal in mind. Only the finest Austrian imported topsheets and domestically printed graphics were employed. Of course, each and every ski is hand-built in our home factory in Redmond, WA.

PREMIUM TRIUMPH

The second model in the HO Premium Series line-up is the Triumph. The widest of the Monza derived shapes, the Triumph also has a traditional edge-to-edge concave, small bevels and 3-stage rockerline for minimal physical skier effort and variable radius turn shapes. The defining feature of the Triumph, is that the Monza pintail geometry is replaced by an Over-Sized tail and forebody. The increased surface area provides the lift needed to ski at a reduced speeds of 32 mph and below. If you love to sneak away to the corner of your lake and lay it down on a sheet of glass, this is the ski for you.

TERRAIN

OPEN WATER  SLALOM COURSE 

BOAT SPEED
28 MPH - 32 MPH 

SKI SIZES // REC. WEIGHT
65" // 100 - 150 lbs
67" // 140 - 190 lbs
69" // 180 - 220 lbs
71" // 210+ lbs

FEATURES:

- » Edge-to-Edge Concave Design
- » 3-Stage Rockerline
- » Over-Sized Geometry
- » Blended Carbon/Fiberglass Reinforcements
- » Polyurethane Foam Core
- » T-Extrusion Fin Block
- » Handmade in the USA




PREMIUM COMP FREERIDE

The foundation of the HO Premium Series is the legendary Comp Freeride family of skis. All about stability, the specifically designed V-Bottom concave mimics the hull of your boat for unparalleled tracking. A deep forebody bevel and large surface footprint allow stable consistent turns at any speed below 30mph. User friendly design and a sophisticated graphic make the Comp Freeride Series a favorite among skiers everywhere.

TERRAIN

OPEN WATER  SLALOM COURSE 

BOAT SPEED
26 MPH - 30 MPH 

SKI SIZES // REC. WEIGHT
65" // 100 - 150 lbs
67" // 140 - 190 lbs
69" // 180 - 220 lbs
71" // 210+ lbs

FEATURES:

- » V-Bottom Concave Design
- » Continuous Rockerline
- » Over-Sized Geometry
- » Fiberglass Reinforcements
- » Polyurethane Foam Core
- » T-Extrusion Fin Block
- » Handmade in the USA



WOMEN'S
COUTURE

The Couture is a women's specific, traditional width ski designed to be skied at speeds between 30 and 34 mph. A traditional width ski that effortlessly cuts through the wakes without bouncing, the Couture achieves its lift for slower boat speeds via a wider forebody and small bevel design. The small bevels create forebody lift. By positioning the wide point closer to the tip and transitioning to a heavily pintailed shape, the Couture keeps the tip light and tail moving away for effortless turns.

TERRAIN



BOAT SPEED

30 MPH - 34 MPH




SKI SIZES // REC. WEIGHT

63.5" // up to 120 lbs

65" // 110 - 145 lbs

FEATURES:

- » Edge-to-Edge Concave Design
- » 4-Stage Rockerline
- » Pin Tail Geometry
- » Blended Carbon
- » Fiberglass Reinforcements
- » Polyurethane Foam Core
- » T-Extrusion Fin Block
- » Handmade in the USA



WOMEN'S
MUSE

HO is the first to develop women's specific skis and our new initiative begins with the Muse. The Muse shape was created to make deep water starts easy and provide an effortless ride for all ability levels at any boat speed. The Deep-V bottom design provides extra stability and a smooth ride when crossing the wake. Our women's specific flex pattern and attractive graphic look combine for a ride that will keep you anticipating your next trip to the water.

TERRAIN



BOAT SPEED

24 MPH - 30 MPH



SKI SIZES // REC. WEIGHT

65" // up to 160 lbs

FEATURES:

- » V-Bottom Concave Design
- » Continuous Rockerline
- » Over-Sized Geometry
- » Fiberglass Reinforcements
- » Polyurethane Foam Core
- » T-Extrusion Fin Block
- » Handmade in the USA



Women's Studio
Women's skis designed by women for women. Women know what they want and how to achieve it. So we turned over the studio to the girls. The result is the industries 1st women's specific ski lineup. Two new skis are designed to meet any woman's needs; specific flex, boot location, and outstanding graphics. The girls have embraced their style so now the skis look as great as they perform.



145cm

130cm

WAKESKIS REKLESS

Introduced just last year, our WakeSkis are gaining momentum on the lakes and off the wakes around the world. The WakeSkis symmetrical freestyle design for multi-directional riding rules on the wake, rail and local cable park. The trick possibilities are endless with an ultra-progressive, 130cm & 145cm Greg Nelsen Designed shape. A continuous 2.25" rocker and first ever kick tips ensure you'll get the maximum pop off any wake. Arced base channels (that actually curve in at the tips) help the skis build a tighter edge hold on approach to the wake. Small fins at both ends make riding switch a breeze and each ski has a soft landing spine beneath the footbed for butter smooth landings. Grab a pair today and be a part of the revolution!



REKLESS BOOT // Sizes: S/M, L/XL

- » Wakeski specific construction
- » Armored side walls for added protection
- » New preformed true floating tongue
- » Dual quick cinch lace zones for easy entry
- » Tongue tension system for a secure fit around the heel
- » Extra-thick dual density footbed for maximum comfort and stability

X-FACTOR REVOLT

Syndicate is quickly solidifying itself as the ski of choice for all true competitors. Today's greats like Will Asher and legends like Wade Cox all started somewhere and tomorrows heroes will begin on the Revolt. Built from our Syndicate Monza mold, the Revolt is a performance ski for all groms looking to begin their competitive dominance on the course. The glass lay up includes our Controlled Rebound Technology (CRT) for smooth predictable edge changes and symmetric turns. Let your skiing begin with a Revolt.

X-FACTOR JUDGE

If Junior is ready to show you how to ski, then the Judge is the ski to get the started on. Designed with the same effort that goes into all HO Skis, the Judge is a versatile and affordable entry level slalom ski. Constructed with a kids specific flex pattern, the Judge delivers a smooth ride to the lightest kids taking on the thrill of skiing. A wide tail design allows the ski to ride high in the water for slower speeds, making learning easy and fun, leaving junior wanting more and allowing you to be the Judge of their first sets.

RECREATIONAL MACH 1

Some skis come and go, but classics have a way of sticking around. The Mach 1 is that time tested ski, with a proven tunnel design and updated rocker pattern. The Mach 1 profile allows the ski to ride deep in the water for a stable ride and allows the ski to turn with ease for skier of all ability levels.

RECREATIONAL RIVAL

Dollar for dollar, you get more ski with the Rival than any other, literally. With the most surface area in the fleet, the Rival makes deep water starts a cinch and cruising has never been more fun. The Rival's shaped side cut provides predictable turns at comfortable speeds and the Deep-V bottom design delivers a smooth ride. Skiing has never been easier now that you've met your Rival.

RECREATIONAL IMPACT

This ski is a "best buy" in terms of price and performance. Created from the technology we use in our high-end slalom skis, the Impact retails for hundreds less. The Impact has a smooth, forgiving flex pattern with great edge hold for increased control and stability. The Impact is the perfect ski for taking your slalom skills to the next level.



63.5"

61"

66", 63", 70"

63.5"

67"

CONVERTABLE COMBO
PINNACLE

The world's first convertible combo skis. Developed from the Comp Freeride Series of skis, these high performance combos allow you to adjust the HO Level boots up to one inch fore and aft on the skis. Push the bindings all the way forward to lay down some fat two-ski carves, and push them back when it's time for your slalom ride. Now you can have the best of both worlds with this pair of skis.

COMBO
BLAST

For 40 years enthusiasts have been introduced to the sport of waterskiing in unsupportive, uncomfortable "horseshoe bindings." Well not anymore. HO introduces the most revolutionary combo water ski boot since the horseshoe and it comes standard on Blast Combos. A fully adjustable floating tongue design for improved comfort and fit, slipping into the Eclipse combo boots is like slipping into a glove. Finishing touches include elastic ankle retention strap and an elastic forefoot cover for a clean new look. The combination of the new Eclipse boot on already cutting-edge Blast ski shape makes the Blast Combos the most innovative combos in the industry.

COMBO
EXCEL

Excel Combos are the tried and true combo set up that most first timers or recreational skiers use when hitting the lake on a sunny day. Great to keep in the boat for all occasions. This year's Excel Combos come equipped with the Helix boot including a foam foot-bed and accommodating more foot sizes than ever before. The proven tunnel design and flex pattern get the skis up to speed quickly for a stable ride.

TRAINERS
HOT SHOT

Teaching kids to water ski has never been easier thanks to the Hot Shot Trainers. The set comes equipped with a stabilizer bar, tow rope and fun "how to" DVD to get the entire family excited. The stabilizing bar keeps the skis together at the correct distance and the Tow Rope places your skier in the proper ski position. The Tow Rope has a handle at each end allowing you to control your child's ride from start to finish ensuring they'll be stoked to do it again. The skis are also designed to get on plane easily and they ride high in the water at slow and comfortable speeds. Pop in the DVD on the way to the lake and watch your Hot Shot feel the confidence our Trainers provide.



2009 COLLECTION BOOTS

APPROACH // Sizes: XS, S, M, L, XL

- » Hybrid boot design with maximum lateral stability
- » Ankle wrapping Lateralus Heel Piece
- » Front-lace entry system
- » Anatomic interchangeable footbeds
- » 22° forward lean



ANIMAL // Sizes: XS, S, M, L, XL

- » Layered overlay construction
- » Stronger, thinner TPU material with embossed synthetic leather
- » Specifically placed overlay stretch zones for less foot cramping
- » High density EVA toe and heel pieces
- » Anatomic interchangeable footbeds



VENOM // Sizes: XS, S, M, L, XL, XXL

- » Soft EVA toe and heel pieces
- » Layered overlay construction
- » Stronger, thinner TPU material with embossed synthetic leather
- » Specifically placed overlay stretch zones for less foot cramping



LEVEL // Sizes: S/M, L/XL

- » Water ski-specific "stitch and turn" construction
- » New preformed true floating tongue
- » Dual quick cinch lace zones for easy entry
- » Fully articulating cuff for full range of motion control
- » Soft, plush universal footbed for long, comfortable ski rides



FLOATING RTP // Sizes: One size fits all

- » Proven RTP EVA cut pattern
- » New lycra floating tongue
- » New large Velcro tensioning strap
- » Adjustable floating tongue height
- » Anatomically contoured footbed
- » New PVC patch adorns the tensioning strap

RTP // Sizes: XS, S, M, L, XL, XXL

- » Individually-sized rear toe overlay
- » Anatomically contoured footbed
- » Standard rear Pivot Plate



BOOT SIZING //		APPROACH, ANIMAL, VENOM					
MEN'S		XS	S	M	L	XL	XXL
US	4-5	6-7	8-9	10-11	12-13	13-14	
UK	3.5-4.5	5.5-6	7-8	9-10	11-12	12-13	
EU	35-37	37-39	40-42	42-44	44-46	46-48	
CM	23-23.5	24-25	26-27	28-29	30-31	31-32	

BOOT SIZING //		APPROACH, ANIMAL, VENOM		LEVEL	
WOMEN'S		XS	S	S/M	L/XL
US	6-7	8-9		4-8	9-14
UK	3.5-4.5	5.5-6.5		3.5-4.5	5.5-6.5
EU	35-37	37-39		35.5-41	42-49
CM	23-24	25-26		23.1-25.7	26.7-29.2

2009 COLLECTION GLOVES

41 TAIL // Sizes: XS, S, M, L, XL, XXL

The 41 Tail is quickly becoming the glove of choice for top skiers worldwide. Our tone on tone screening and leather embossing give the 41 Tail a great look, while this suede glove with a kevlar palm provides the needed grip to get you through your best pass, hopefully 41' off!



TACTION // Sizes: XS, S, M, L, XL, XXL

Back for 2009 is Will Asher's signature Taction glove featuring silicone printing, heat stamping, high frequency printing, the new Will Asher logo and his World Champion ring. The clean look of this glove is sure to turn heads on the lake and the palm is equipped with a double padded Amara palm!



EMPIRE // Sizes: XS, S, M, L, XL, XXL

The Empire is back in 2009 including the popular Velcro strap on the back of the palm for nice cinchy feel. The Empire also includes a double-backed padded palm with sticky bumps over upgraded amara as well as unique sew lines and pre-curved fingers that make this one of the best fitting gloves ever designed. Amara palm thrown in at no extra charge.



SIREN // Sizes: XXS, XS, S, M, L

The Siren was designed with hi-end performance and comfort in mind. With a cut designed specifically for a woman's fit, the Siren is the glove of choice for the aggressive female skiers. We added a kevlar palm to provide a great handle hold to sweat the deal.



ESPRIT FULL & 3/4 // Sizes: XS, S, M, L

The Esprit is back in 2009 for the ladies and includes our popular Velcro strap on the back of the palm for nice cinchy feel. The Esprit also includes a double-backed padded palm with sticky bumps over upgraded amara as well as unique sew lines and pre-curved fingers that make this one of the best fitting gloves ever designed. Amara palm thrown in at no extra charge.



X-FACTOR // Sizes: XS, S, M

Back by popular demand, HO presents the X Factor Jr. Glove with pre-curved fingers and X Factor series graphics that make this the glove of choice for all groms. Built with the ever popular amara palm for the best handle hold available.

2009 COLLECTION

KNEEBOARDS

JOKER //

- » Symmetrical compression molded design
- » Thinner profile for advanced performance
- » Unique flow channels in tip
- » 30 degree bottom rails for edge holding power
- » Quad-density molded pad
- » HO's double locking strap



ELEMENT //

- » Symmetrical compression molded design
- » Hard rails for deeper edge control
- » True straight channels for positive tracking
- » Tri-density molded pad
- » HO's Fully adjustable single locking Comfort-Strap
- » Great design for all levels of riding



PROTON //

- » High-End advanced twin-tip design
- » Innovative step down rail for more consistent ride
- » 20 degree bottom rails for superior control
- » Thin profile combined with continuous rocker for maximum performance at any rider level
- » HO's exclusive Dual-Option retractable fin system
- » HO's exclusive Easy-Start system (pop up handle holder)
- » Larger orthotic pad for comfortable ride
- » Double padded molded EVA belt



NEUTRON //

- » Twin tip design with step down rail for consistent ride
- » Symmetrical side cut for maximum performance
- » Molded in fins for maximum control
- » Larger orthotic pad for comfortable ride
- » HO's single locking strap
- » Best board for beginners to intermediate riders
- » HO's exclusive Easy-Start system (pop up handle holder)



ELECTRON //

- » Continuous rocker with dual radius sidecut for easy tricks and soft landing
- » 4 molded in fins for advanced control
- » HO's exclusive Easy-Start system (molded-in handle holder)
- » Larger orthotic pad for comfortable ride
- » HO's Fully adjustable single locking Comfort-Strap



2009 COLLECTION VESTS



POINT // COMPETITION

Syndicate skiers prefer the Point Comp life jacket for the freedom and mobility it delivers. Constructed from lightweight 4-way stretch neoprene, the Point offers skiers an unobstructed full range of motion. This pull-over vest is so comfortable you won't even notice it's there and the Point has an anchor point draw string to prevent top bunching as you are getting up or taking a gnarly wipeout. Get on Point, stay on Point and ski hard.

Sizes: SM, MED, LG, XL, XXL



SYSTEM // CGA

Don't buck the System, just grab the most comfortable Coast Guard Approved ski vest available and hit the water. This vest is constructed with a unique 4-panel design that allows freedom of motion in all directions while the dispersion of foam among the four panels allow for a thinner fitting vest. The side panels conform to a skier's ribs and with the segmented foam you can move freely in any direction. Glideskin shoulder panels and blind buckles give the System a stylish and sleek appearance.

Sizes: SM, MED, LG, XL, XXL

ACCESS // SIDE-ENTRY · CGA

Easy Access makes everything good; our Coast Guard Approved side-entry ski vest, the Access, makes it better. The Access side entry system distributes neoprene evenly around the body delivering a truly comfortable fit. Large arm holes and a segmented foam body provide greater mobility while the blind buckles and glideskin finish make the Access more appealing than other vests.

Sizes: SM, MED, LG, XL, XXL



VEST SIZING // CHEST SIZING IN INCHES

MENS:		WOMENS:	
XS	28-32	XXL	48-52
SM	32-36	3XL	52-56
MD	36-40	4XL	56-62
LG	40-44	5XL	62-68
XL	44-48		

BOYS / GIRLS SIZING:
 TEEN28-32 Chest size in inches
 YOUTH50 to 90lbs
 CHILD30 to 50lbs
 TODDLERup to 30lbs

MEN'S UNIVERSAL SERIES:
 SM/MD32-40 Chest size in inches
 LG/XL40-52 Chest size in inches
 SUPER XL ...50-60 Chest size in inches

WOMEN'S UNIVERSAL SERIES:
 SM/MD30-40 Chest size in inches
 LG/XL40-52 Chest size in inches

CANDIDATE // COMPETITION

Are you a Candidate for team Syndicate? We'll have to see. Until then enjoy the Candidate Molded Comp life jacket while you set your personal best on the course. The Candidate is lined with smooth glideskin sandwiching the 4-way stretch neoprene between molded flotation and protection panels. Our quickest drying vest keeps you light and comfy through the end of the course.

Sizes: SM, MED, LG, XL, XXL



MEN'S PURSUIT // CGA

In the Pursuit of perfection, comfort and safety we came right back to the Pursuit. Our rock solid Type III Coast Guard approved flotation device delivers ultimate comfort without breaking the bank. Designed with the skier in mind, the Pursuit's upper panels are thinned out while the lower section contains more safety foam. Blind belts and asymmetrical graphics make the Pursuit a great choice for all water sports enthusiasts.

Sizes: SM, MED, LG, XL, XXL, 3X (red only)

VESTS NEOPRENE



WOMEN'S FORM FIT // CGA

Ladies, enjoy our Form Fit neoprene comp vest as you attack the course or just cruise the lake. Designed with you in mind, we reduced the width of the shoulder panels and added chest cups for a comfortable anatomical fit. This Coast Guard approved Type III flotation device also has mesh drain holes for quick drying and the blind buckles reduce bulk and enhance the look of the elegant design.

Sizes: XS, SM, MED, LG & XL

TEEN PURSUIT // CGA

Junior rippers are always pushing the limits and the Teen Pursuit was designed to keep the precious ones in your life safe, secure and on top of the water. The Teen Pursuit is a Type III Coast Guard approved life vest that includes comfort and style at no extra charge. Rated for 28" to 32" chest size.



BOY'S YOUTH PURSUIT // CGA

The Youth Pursuit life vest is a Type III Coast Guard approved flotation device geared for children. They will dig the graphics and the sleek look of the glideskin material while you rest easy knowing they're protected in the water. Rated for 50 to 90 lbs.

GIRL'S YOUTH PURSUIT // CGA

The Girl's Youth Pursuit life vest is a Type III Coast Guard approved flotation device designed for girls. They will dig the pink look and you can rest easy knowing they're protected. Rated for 50 to 90 lbs.



WOMEN'S PURSUIT // CGA

In the Pursuit of perfection, comfort and safety we came right back to the Women's Pursuit. Our rock solid Type III Coast Guard approved flotation device delivers ultimate comfort without breaking the bank. Designed with the skier in mind, the Women's Pursuit's upper panels are thinned out while the lower section contains more safety foam. Blind belts and asymmetrical graphics make the Women's Pursuit a great choice for all water sports enthusiasts.

Sizes: XS, SM, MED, LG



Rated for 30 to 50 lbs.

Rated for up to 30 lbs.

CHILD & INFANT PURSUIT // CGA

The Child Pursuit life vest is a Type III Coast Guard approved flotation device designed for children, including double foam flotation in the chest panels for face up floating.

The Infant Pursuit life vest is a Type II Coast Guard approved flotation device geared for Infants, including chest heavy foam flotation and a buoyant head rest for face up floating.

VESTS NYLON

MEN'S INFINITE // CGA

Our most comfortable nylon vest with a four-panel construction for maximum comfort. Sized to fit from a 28" to 68" chest.
 Sizes: XS, SM, MED, LG, XL, 2XL, 3XL, 4XL, 5XL



MEN'S UNIVERSAL // CGA

A versatile vest that won't break the bank. Fits chest sizes 32"-60"
 Sizes: S/M, L/XL, SXL



WOMEN'S INFINITE // CGA

Our most comfortable nylon vest with a four-panel construction for maximum comfort. Sized to fit from a 28" to 44" chest.
 Sizes: XS, SM, MED, LG



WOMEN'S UNIVERSAL // CGA

A versatile vest that won't break the bank. Fits chest sizes 32"-52"
 Sizes: S/M, L/XL



YOUTH INFINITE // CGA

A quality nylon vest for the young water enthusiast. Rated for 50 to 90 lbs.



CHILD & TODDLER INFINITE // CGA

A quality nylon vest for the young water enthusiast.



Rated for 30 to 50 lbs.

Rated for up to 30 lbs.

2009 COLLECTION SOFTGOODS



BAGS

1. GLOBAL SKIER TEAM BAG
2. GLOBAL SKIER PADDED SLALOM BAG
 sizes: 63"-66", 67"-69", 70"-72"
3. GLOBAL SKIER MESSENGER BAG
4. UNIVERSAL SLALOM BAG
 sizes: 63"-66", 67"-69", 70"-72"
5. COMBO BAG
6. SLALOM SLEEVE
7. KNEEBOARD BAG

TEES & HATS

8. HO FLEX FIT HATS
9. HO ACTION TEE
10. SOFTSHELL JACKET
11. SYNDICATE TEE
12. SYNDICATE NEW ERA™ HAT

INFLATABLES

Here at HO we pride ourselves on creating premium products for watersports enthusiasts of all ages and abilities. We are constantly taking steps to provide the most enjoyable towable experience on the water and the 2009 HO inflatable line is no exception. We've updated the graphics on several of our most popular tubes from the Extreme to the Solo-X and even the Bomber! The pinnacle of our new Geo series, the G6, is a new inflatable like no other! So whether you're looking for a tube for the whole family, a tube to push the limits of your adrenaline or just a tube for a leisurely cruise, look no further than the next couple pages!

G6 // 110" X 104"

New for 2009, HO Sports is proud to introduce the G6 tube. Grab 6 of your friends, jump on, and get ready for the ride. Whether you're pulling G's in the whip or taking a pleasure cruise with your little ones, pick up a G6 and you won't be sorry! Sit on the tube facing outward or kneel on the neoprene pads facing the center- the choice is yours. Made from the highest quality materials, this tube is sure to provide seasons of fun!



INFLATABLES PRODUCT FEATURES



MAXIMUM NUMBER OF RIDERS

840
d

NYLON DENIER WEIGHT

The denier weight of nylon refers to the size of the yarn used in the weave of the material. 420 denier nylon is used for smaller and entry-level towables. 840 denier nylon is the strongest and highest quality material used to reinforce our largest and toughest towables.

420
d

30
ga

PVC BLADDER GAUGE

30 gauge PVC designates the highest quality, highest durability bladder material used in the towable industry. All PVC used in HO products is pure virgin vinyl.

6.4

TUBE WEIGHT (LBS)

Exact tube weight (dry, uninflated at sea level, give or take a few ounces)



NEW QUICKFILL VALVE

A user friendly, high-capacity valve with no cap to unscrew, or lose.



NUMBER OF BOSTON VALVES

a Boston valve is the standard high-capacity valve used on all our upper-end inflatables. (Helpful Hint: Make sure they're tight! Screw'em in all the way, and thread'em correctly)



NUMBER OF STEM VALVES

a stem valve is the small, one-piece valve that everyone used as a kid to blow up a beach ball.



TARPAULIN

a durable, super slick material used on the base of some of our tubes to increase speed while reducing drag.



NEOPRENE PADDING

neoprene is used to increase the comfort of the ride.



QUICK TOW ATTACHMENT

this allows you to quickly attach the tow-rope to the tube.



NUMBER OF CUP HOLDERS

only located on the Leisure Line products. these are expertly located to maximize drink accessibility.



ONE YEAR WARRANTY

The longest in the industry

INFLATABLES PUMPS

12 VOLT HIGH VOLTAGE PUMP

This High Volume inflator is sure to fill your tubes as fast as you want. This inflator pumps out a massive 2.5 PSI and will fill even the largest tubes with ease. This is a must have on any boat. Included are attachments for Boston, Quickfill, and Stem valves.



COMPACT INFLATOR/DEFLATOR 12 VOLT AND 110 VOLT

Being able to inflate and deflate tubes in your boat is a huge benefit and convenience, and one of our excellent HO inflator/deflators will definitely improve your experience. These inflator/deflators are compact and powerful enough to quickly inflate all our tubes to the correct pressure. Both pumps include attachments for Boston, Quickfill, and stem valves.




DUAL ACTION HAND PUMP

Pumps air into the tube while pulling up and pushing down. Does it fast and gets the tube as firm as you want. The included attachments fit small stem valves, large stem valves, Quickfill, and Boston valves.




INFLATABLES SPHERE SERIES

ION // 96" X 108" 

Behold the newest addition to the HO Sphere Tech line of tubes, the monstrous ION! The 4-person Ion uses HO's patented Sphere Technology to suspend the deck of the tube off the water leaving the spheres as the sole points of contact. This dramatically reduces surface area on the water making the ION the fastest big tube out there. That's not all. The new four ball design takes the rider's weight and distributes that force equally over the entire tube resulting in a tube that is more stable and less likely to sag in the center. With sphere tech tubes taking over the waterways, get yours fast before you're left out in the cold.



MOLECULE // 128" X 132" 

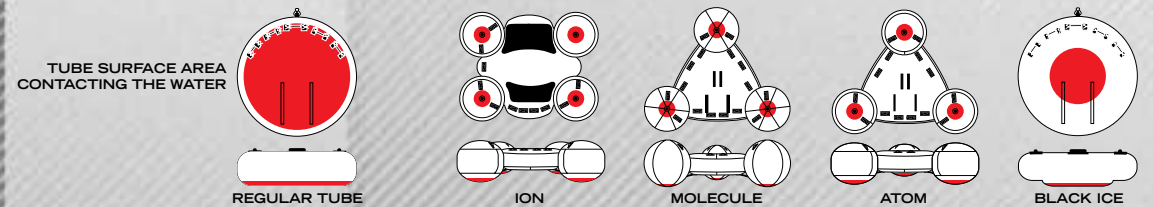
The Molecule, the tube that started the Sphere Tech revolution, uses the latest and most innovative technology in inflatables to perform like no other tube has ever dreamed! Its innovative, patented design isn't just for looks. Using HO Sphere Technology™ the center platform is suspended above the water with only the spheres contacting the surface. This dramatically lowers the surface contact and drag behind the boat. The result is an extremely quick sliding, large tube that works equally well on rough and smooth water. There are tons of handles, two towing orientations, and the riding positions are only limited by your own imagination.



SPHERE TECHNOLOGY

PROBLEM:
As towables get larger the surface area touching the water increases. Increased contact creates more drag as the water runs over the larger surface. Increased drag requires more energy to whip the tube behind the boat and causes a slower, less exciting ride. Therefore, in general, most larger tubes, a) are less lively. b) are harder to whip. c) require more energy to tow, and d) cause more strain on the boat.

SOLUTION:
HO Sphere Technology™. Given this problem, designing large tubes in the past has generally meant simply creating a larger version of a smaller existing tube. Patented HO Sphere Technology™, however is something completely new. The problem of drag is solved by actually reducing the surface area contacting the water. This is apparent in the whole line of HO Sphere Technology™ Tubes. The key to this technology is the reduction of surface area in contact with the water giving the tube a livelier ride which requires less energy to achieve. The results include: a) more lively ride, b) large size, yet easy to whip, c) less energy required to tow, and d) less strain on the boat. Unsurpassed shock absorption makes the HO Sphere Technology™ tubes the best in the world for rough and open water!




ATOM // 90" X 96" 

Introducing the new Atom! The Atom utilizes HO's Sphere Technology in the proven three ball configuration like that of the molecule. Hold on to your spheres because the Atom is a rocket on the water. Its smaller 2-person size combined with the suspended deck and low surface area contact make the Atom incredibly fast and allow for unmatched speeds on whips. Tow from the front sphere or from the side of the deck to get a totally different ride!



BLACK ICE // 78" diameter

Knowing that smaller surface contact with the water means a faster sliding tube, we created the first convex shaped tube - The Black Ice. This exclusive convex shape allows a small contact surface on bottom and a 78 inch diameter riding surface on top! So, even when piled with three people, the Black Ice still skims effortlessly across the wakes! The black Ice reduces surface contact with the water by its convex shape. This smaller contact results in a much quicker sliding tube, while not reducing the number of possible riders.





INFLATABLES EXTREME SERIES

TRIPLE SHOT // 78" X 56"

The big brother to our popular Double Shot, the Triple Shot accommodates 1, 2 or 3 riders. Sit down, grab a hold of the soft foam handles and get ready for the ride. This towable is stable enough to withstand the whip, but capable of a big thrill ride. The triple Shot is the tube of choice for kids and the whole family. Made of the finest quality materials, the Triple Shot is sure to provide seasons of fun. With its natural couch shape, this tube easily doubles as your favorite place to relax.



DOUBLE SHOT // 52" X 56"

The HO Double Shot. Sit two people side by side in couch-like position, grab hold of the soft foam handles and get ready for a thrill ride in luxury. This towable is stable enough to withstand the whip, and you'll always feel secure with the tall side bolsters. Made of the finest quality materials such as 30 guage PVC bladders and an 840 denier nylon cover, the Double Shot is sure to provide seasons of fun. With its natural couch shape, this tube easily doubles as your favorite place to relax. The Double Shot is the tube of choice for kids and the whole family.



EXTREME // 75" X 75"

The extreme is a proven performer. As one of our best selling tubes, it remains a great value and a ton of fun. You will appreciate the full knee and elbow neoprene padding, superior durability and easy inflation. Pile on three full sized adults and enjoy the ride.



BOMBER // 72" diameter

The bomber features a unique baffle construction which allows it to slide very quickly behind the boat and its front-to-back taper makes it really easy to get back on. The Bomber makes a great multi-rider tube for up to 3 adults, or an aggressive single rider thrill ride!



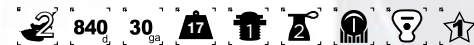
ROCKIN' ROLL // 81" X 51"

If you think you've done it all, then this is the tube for you! The curved shape of the Rockin' Roll allows you unlimited maneuverability from side-to-side. Roll it on its side and the pontoon digs in and pulls the tube in that direction. A single rider gets the performance ride; ride with two and be entertained as they hang on and try to cooperate and direct the tube!




DRAGON // 64" X 60"

The Dragon shares the same construction as the Solo-X, and features great bold graphics. The Dragon now features our tarpaulin bottom for added durability and extra speed.



SOLO-X // 64" X 60"

The Solo X is a nimble, two person deck-style tube that excels as an aggressive ride for tackling big airs and quick whips. Riders lay on their stomachs and are supported in the turns by the inflatable side bolsters. The Solo X will last for seasons!



SLIDER // 51" X 25"

On the Slider nothing stands between you and the action. We started with a small body-board style deck and added flexible side wing bolsters for added control and support. What we ended up with is one of the most exciting rides on the water. And for the price you can definitely afford to give it a try!



INFLATABLES FORMULA SERIES

FORMULA 3 // 94" X 90"

The Formula 3 is a fully covered 3 person towable with cockpit style seating for a safe, secure ride! Its low center of gravity and squared off back keep it stable in the turns, and webbing covered, soft foam handles and inflatable seats provide ultimate comfort while you and two friends whip around the lake!



FORMULA 2 // 72.5" X 75"

Since its introduction several years ago, the Formula 2 has been one of our most popular tubes. The squared off back of the Formula 2 helps provide stability in fun whips. While its cockpit style seats provide a comfortable and secure ride for the kids, the backrests and inflatable floors offer tons of comfort. This is a favorite shape for good reason!



VELOCITY // 93" X 73"

This fast ride is sure to provide unlimited hours of fun for the whole family. The Velocity is constructed from the highest quality materials and loaded with features such as: comfortable soft foam handles with neoprene knuckle guards, pull up straps that make re-boarding a snap, a large quick flow valve and three bottom drains to remove any water from inside the cover. Three neoprene pads in the seating area equip you with ultimate comfort while enjoying the thrill ride. With its low center of gravity, the Velocity remains extremely stable in the whip and through the wake.



INFLATABLES CORE SERIES

3XS // 72" diameter

The 3XS is super-sized to 72". It's designed with an extra large center riding area with inflatable floor. This tube excels when filled with smiling kids. With six handles, plenty of riding space, and a low center of gravity there isn't much you can't do in this tube.




2XS // 60" diameter

The 2XS is the ultimate round tube. Its inflatable floor smoothes out the bumps and provides a comfortable ride. Other premium features include neoprene knuckle guards, Boston valve, and Quick Tow Attachment.



ZIPPER // 56" diameter

The Zipper is fully covered and performs great for exciting whips and big airs off the wake or casual rides behind the boat. Its comfortable and durable soft foam filled handles will keep you riding for hours, and the Boston valve will provide quick and easy inflation and deflation so you don't have to waste time off the water.



TYPHOON // 66" diameter

The Typhoon is a large 66" D-shaped tube. The "D" shape provides more stability than a regular round tube, and its oversized center with comfortable inflatable floor works great for both kneeling and sitting. This tube is big enough for a couple of adults or several kids.



INFLATABLES ACTION SERIES

TRIO // 80" X 75"

If two is better than one, than three is a party on the water! The Trio is a 3-person tube sharing many of the same characteristics of the Duo. A great value for a great tube. Call two of your friends and get the fun started!




DUO // 81" X 51"

The Duo is a great value and an awesome two person tube. It can be towed in two different orientations - with the riders side-by-side or one in front of the other - both ways work great. The center holes are round, so they are equally comfortable in both directions. The Duo is an easy call when looking for fun and value - Two is definitely more fun than one.



HORNET // 54" diameter

The Hornet is an HO classic! It's an incredible ride with its neoprene knuckle guards and soft foam filled handles. Its heavy duty PVC vinyl bladder and durable 420 denier nylon cover allow aggressive use! This is a great introduction to tubing!



DIAMOND BACK // 58" X 58"

The Diamond Back's shape provides excellent stability side-to-side. When leaning to the side the rider is supported by a stable riding platform created by the corner of the diamond. This gives the rider more stability in the whip and landing off the wake.



TREK // 52" X 47"

The Trek's unique shape looks great and also performs better than the traditional round tube. Its extended rear corners act to stabilize the tube during fast whips and high launches off the wake. The Trek offers a better shape and better performance at a great price!



INFLATABLES LEISURE LINE

CASTAWAY ISLAND //

Inflate, hop aboard, and cast away! Anchor in water up to 30 feet deep! The Castaway Island is the perfect hub for all your water sports activities. The Island is newly redesigned to include four built-in backrests with head cushions. Also new is a rectangular center cut out - use it for boarding the island or floating a standard sized cooler filled with your favorite beverages. The included Link Lanyard allows you to connect any '09 HO inflatable to the island. Make the Island your all-day base! It's perfect for pick-up/drop-off or just relaxing in the sun. With the Castaway Island, the choice is yours!



LEISURE LOUNGE // 5 2 2

The Leisure Lounge is an improved version of the classic floating mattress. It features two cup holders and a super comfortable, stable, and durable construction. Use the included HO Link Lanyard to attach to the Castaway Island or any of our other HO inflatables and you're set for relaxation with no worries!



TIKI LOUNGE // 4 2 2

It's impossible not to relax in the Tiki Lounge. This simple design is durable and considerate. You will enjoy the relaxed posture and the two cup holders that keep your drinks within reach, but out of your way. These great features will help you stay put...but you won't want to go anywhere anyway.



SUNSEEKER // 4 2 2

The brother to the Tiki Lounge, the Sunseeker is the next generation in HO lounging inflatables. While sharing the same comfortable backrest, head cushions and cup holders as the Tiki Lounge, the Sunseeker establishes its own identity with the addition of a personal cooler (included) that stays out of the way but never out of reach. A hollow center puts you in contact with the water.



SMART ANCHOR

The HO Smart Anchor is a mushroom shape bag anchor. Fill it with rocks or sand and anchor large towables in up to 30 feet of water. Use the Smart Anchor to give your towables another life as floating islands. The Smart Anchor includes the reinforced anchor bag, variable length 30 foot anchor line, and attached floating rope collection bag to keep the excess rope safely out of the way.

CUSTOM SLALOM SERIES

The bedrock of where we are today with Ski Handle technology lies within our Custom ARS Slalom Handles, available in multiple lengths and diameters with or without our Ultra Dyneema 16 strand weave. All of these grips utilize the patented Anti-Roll System and are constructed with our superior rubber compound eliminating fatigue and blistering. We've created a softer handle which alleviates the pressure in your palm, over-gripping and dried out handles are a thing of the past allowing for longer sets and new personal bests.

CARBON FIBER SLALOM ARS HANDLE

Improving on our traditional ARS Handles, Accurate introduces the Carbon ARS Handle for 2009. The ARS delivers the solid connection all skiers crave but now the handle itself is 30% lighter for a sensation like no other. The Carbon ARS Handle is available in lengths of 12" & 13" each coming in .940" & 1.062" diameters. Grab hold of one today and you'll feel what we feel, pure heaven!

FEATURES:

- » Carbon Fiber Handle 30% Lighter
- » ARS (Anti-Roll System) Equipped
- » 12 & 13 inch length handles
- » .940 & 1.062 inch diameters
- » Improved Rubber Compound



CUSTOM ARS DYNEEMA HANDLE

- » ARS (Anti-Roll System) Equipped
- » 12 & 13 inch length handles
- » .940 & 1.062 inch diameters
- » Improved Rubber Compound
- » Low Stretch Dyneema Weave



CUSTOM ARS HANDLE

- » ARS (Anti-Roll System) Equipped
- » 12 & 13 inch length handles
- » .940 & 1.062 inch diameters
- » Improved Rubber Compound



ARS - ANTI ROLL SYSTEM

The patented ARS Handle system delivers the most solid connection between skier and boat. While conventional ski handles are strung through the center of the grip running parallel with the ski rope, the ARS or Anti-Roll System uniquely anchors the handle grip at 2 points which run perpendicular to the ski rope. This design eliminates handle pivot or roll removing handle slippage, grip loss and arm fatigue from your ski equation. The Anti-Roll System is hands down the best way to connect to your tow boat!

41 TAIL CUSTOM SERIES HANDLE

Handle inspection prior to every set is a must have for some athletes. The 41 Tail Custom Handle exposes the grip connection to the handle braid for a quick eyeball assurance that your handle is as ready for your set as you are. The 41 Tail also utilizes our softer rubber compound eliminating fatigue and blistering and is available in both 12 & 13 inch lengths and .940 & 1.062 inch diameters.

FEATURES:

- » Thicker Walled Aluminum Core
- » ARS (Anti-Roll System) Equipped
- » 12 & 13 inch length handles
- » .940 & 1.062 inch diameters
- » Improved Rubber Compound



SYNDICATE KNOTLESS 11 SECTION MAINLINE

Another Accurate innovation is our Syndicate Knotless Mainline, eliminating bulky knots for a sleek and clean mainline approach. We actually back braid each of the 11 sections which are permanently connected making length changing a cinch. No more knot tension on the back of pylon, just good clean fun!

FEATURES:

- » 11 Section Mainline includes removable Switch section
- » No Knots - each section is back braided
- » ID Sleeves at each loop
- » Changing your rope between sets is a breeze - just drop the loop over the pylon and you're good to go
- » 80 Strand Pre-Stretched rope includes AWSA Color Coordinated Sections



LIMITED SERIES

LIMITED ARS HANDLES

- » Available in 12", 13" or 13" ARC in our standard 1" diameter Team grip
- » 4 weave, double rope construction for additional strength
- » ARS (Anti-Roll System) equipped

LIMITED TEAM HANDLE

- » Available in 12", 13" or 13" ARC in our standard 1" diameter Team grip
- » 4 weave, double rope construction for additional strength



LIMITED MAINLINES

- » 80 strand pre-stretched rope, exceeds AWSA standards for World Record capable tournaments
- » Available in 10 or 8 section options
- » Detachable sections, each section includes ID sleeve

EXTREME SERIES

EXTREME HANDLES AND MAINLINES

- » Available with our 13" Team bar
- » 2-way weave construction and clear vinyl on the yoke for abrasion resistance
- » Available with an 8 or 5 section mainline



RECREATIONAL SERIES



PERFORMANCE SERIES HANDLES

- » Tacky Team Handle with strong aluminum alloy core
- » Available with an 8 or 5 section mainline
- » 4" vinyl end caps



DOUBLE HANDLE W/ 70' REC.

- » Available with 70' mainline in red, blue or white



RECREATIONAL MAINLINES

- » Exceeds AWSA rope requirements
- » Available in red, blue, purple and multi-colored

UNIVERSAL SERIES

75' 13" MOLDED EVA WATER SPORTS ROPE

- » 13" Molded EVA handle grip with aluminum core
- » 4mm thick EVA grip
- » Poly-e 12 strand rope, exceeds AWSA standards
- » 4" vinyl end caps
- » Includes a 70' recreational slalom rope
- » Available in blue/yellow, black/white, and silver/red



RUBBER TEAM HANDLES

- » 12" smooth tacky rubber handle
- » Comfortable grip
- » Exceeds AWSA rope requirements
- » Available in 75', 100' lengths, available in a 3-section ski rope and deep-v package with 70' rec. mainline
- » Available in assorted colors



DEEP-V SERIES

ELITE DEEP V

- » Super tacky 15" rubber rip
- » Aluminum core handle
- » Available with an Extreme 5-section or a 70' Rec. Mainline
- » Available in blue, yellow and silver



UNIVERSAL DEEP V

- » 12" Rubber Grip, aluminum core
- » Makes deep-water starts a snap
- » Dual Foam floats with an extra long "V" Bridle
- » Three assorted colors: blue, red, black



TUBE ROPES



2K TUBE ROPE

- » 2,375 lbs average tensile strength
- » 60' length with a float
- » For towing up to a maximum of two people or 340 lbs.



4K TUBE ROPE

- » 4,100 lbs average tensile strength
- » 60' length with a float
- » For towing up to a maximum of four people or 680 lbs



6K TUBE ROPE

- » 6,000 lbs average tensile strength
- » 60' heavy duty multi-rider tube rope
- » For towing up to a maximum of six people or 1,020 lbs

TUBE CADDIE

The only way to carry your inflated tube across the lake, or if you just need extra space in your boat.

- » Two 3" suction cups & snap hooks
- » 1.5" nylon webbing - extends to over 28"
- » Lightweight side release buckles
- » Tested at over 45 mph, only using suction cups



GLOVES

PRO GRIP

The Pro Grip glove includes the essentials for improving your grip on your water sport of choice. A neoprene back panel provides the comfy feel and the Amara palm delivers the added grip strength.



WORLD CUP FULL

The best all around watersports grip in 2009 is delivered by our World Cup Glove, constructed with a durable elastic material comfortable for all hands. The full neoprene back panel and double padded Amara palm make holding a cinch.



WORLD CUP 3/4

The best all around watersports grip in 2009 is delivered by our World Cup Glove, constructed with a durable elastic material comfortable for all hands. The full neoprene back panel and double padded Amara palm make holding a cinch. 3/4 fingers put you in contact with the handle.



BOAT BUMPERS

- » Available in black
- » Small size is 6"x 18"
- » Medium size is 7.5"x 22.5"
- » Large size is 9"x 27"

ACCESSORIES

- 1 - TRAILER BOAT GUIDES
- 2 - SKIER DOWN FLAG
- 3 - 4', 5', & 6' WEBBING BUNGEE DOCK TIES
- 4 - LINE WINDER
- 5 - 4', 5', & 6' ROPE BUNGEE DOCK TIES
- 6 - 5' DOG LEASH
- 7 - BOAT TOW HARNESS





Photography:

Bill Doster, David Dick, John Yan, KAST

Design:

KAST

HO SPORTS reserves the right to change specifications without notification.

HO SPORTS warranty procedures vary depending upon country of purchase.
Check your warranty card or call HO SPORTS for further details

THIS IS NOT A MAIL ORDER CATALOG

To find your local dealer or distributor, please use our locator at:

www.hosports.com

www.accuratelines.com

H.O. SPORTS COMPANY, INC

17622 NE 67th Court // Redmond, WA 98052 USA

www.hosports.com // info@hosports.com

toll-free 800.938.4040 // phone 425.885.3505 // fax 425.867.5327

