



2010 DEALER BOOK

HO.SPORTS

DESIGN PHILOSOPHY

SHAPE

FAT TAIL GEOMETRY:

By reducing the overall taper in the ski, we create a wider tail profile than traditional design.

PIN TAIL GEOMETRY:

By increasing the overall taper in the ski, we create a narrower tail profile than traditional design.

OVER-SIZED GEOMETRY:

Increasing the overall surface area of the ski enhances performance at slower speeds.




CONCAVE



HYBRID:

Small rails to each side of the concave from the heel of the front foot forward. This allows the A1 to progressively build, and most importantly, maintain incredible angle off the 2nd wake propelling the skier onto a wide and early line. Behind the skier's front foot heel the A1 transforms into edge-to-edge concave design. Allows the ski to roll up on a higher edge angle and pulls the forebody of the ski into the water for maximum angle creation and maintenance.



EDGE-TO-EDGE:

Constant concave radius connects the bottom bevels on each side. Less aggressive edge angle and physical body fatigue.



V-BOTTOM:

Edge-to-Edge concave design with a boat hull inspired V-Bottom along the concave's centerline. Increased tracking and stability for aspiring skiers.

ROCKERLINE

5-STAGE:

Dual flat spots and extremely progressive tip rocker stage. Flat spot #1 equals speed off the buoy. Flat spot #2 equals the stable platform the skier balances on back to the wakes. The progressive tip rocker mimics an extra long flat spot for stability, but a continuous rocker for preturn rotation.



4-STAGE:

Dual flat spots with traditional tip rocker. Stability is achieved with a longer forebody flatspot length than the 5-stage and preturn rotation is controlled via bevel design.



3-STAGE:

Single flat spot with a constant radius tail rocker. Flat Spot #1 is replaced with a constant radius tail rocker for a slightly more forgiving ride than the more advanced 4 and 5 stage rockers.



CONTINUOUS:

Continuous radius rockerline provides a deep stable ride that shuts down speed and drops in when the skier is ready to turn



HO SYNDICATE PROGRAM

A1

SIZES:

65" 66.25" 67.5" 68.75"

FEATURES:

- Bob Lapoint Design
- CAD-Shaped Tip to Tail
- Hybrid Concave for increase angle and stability
- Correct Centre of Mass
- Surface Area Sizing - Small ski feel, Big ski speed.
- 0-draft Fin Slot
- CNC-Machined PVC Foam Core
- Handmade in Redmond, Washington

BOAT SPEED



32MPH-36MPH

TERRAIN



OPEN WATER

SLALOM COURSE

SKIS SIZES//REC.WEIGHT

65" // 110 - 150 lbs

66.25" // 145 - 180 lbs

67.5" // 175 - 205 lbs

68.75" // 200+ lbs



TOP

BASE

SLALOM SKIS

HO SYNDICATE PROGRAM

S1



TOP

BASE

SIZES:

65" 66" 67" 68"

FEATURES:

- Bob Lapoint Design
- CAD-Shaped Tip to Tail
- Hybrid Concave Design
- 5-Stage Rockerline
- Fat Tail Geometry
- 100% Carbon Fiber Reinforcements
- TCC
- Polyvinyl Chloride Foam Core
- Syndicate Adjustable Fin Block
- Handmade in the U.S.A.

BOAT SPEED



32MPH-36MPH

TERRAIN



OPEN
WATER

SLALOM
COURSE

SKIS SIZES//REC.WEIGHT

65"// 110 - 150 lbs

66"// 145 - 185 lbs

67"// 180 - 210 lbs

68"// 205+ lbs

SLALOM SKIS

HO X-SERIES

COEFFICIENT-X/SL

SIZES:

65", 67", 69"

FEATURES:

- Revolutionary STEP CONCAVE Design for zero drag
- 5-Stage Rockerline
- Pin Tail Geometry
- Blended Carbon/Fiberglass Reinforcements
- Polyvinyl Chloride Foam Core
- Syndicate Adjustable Fin Block
- Handmade in the U.S.A.

BOAT SPEED



30mph-36mph

TERRAIN



OPEN WATER

SLALOM COURSE

SKIS SIZES//REC.WEIGHT

65" // 100-155 lbs

67" // 145-190 lbs

69" // 180-225 lbs

TOP

BASE

SLALOM SKIS

110 X-SERIES

COEFFICIENT-X



TOP

BASE

SIZES:

65", 67", 69"

FEATURES:

- Revolutionary STEP CONCAVE Design for zero drag
- 5-Stage Rockerline
- Pin Tail Geometry
- Blended Carbon/Fiberglass Reinforcements
- Polyurethane Foam Core
- T-Extrusion Fin Block
- Handmade in the U.S.A.

BOAT SPEED



30mph-36mph

TERRAIN



OPEN WATER

SLALOM COURSE

SKIS SIZES//REC.WEIGHT

65" // 100-155 lbs

67" // 145-190 lbs

69" // 180-225 lbs

WAKE SKIS

HO SKIS

TRIUMPH

SIZES:

65", 67", 69", 71"

FEATURES:

- Increased surface area for reduced skiing speeds
- Small bevel design for turn finish support
- Oversized tail sidecut for stable tail hold
- Int/Wide riders ski of choice
- Rips in or out of the course

BOAT SPEED



28MPH-32MPH

TERRAIN



OPEN WATER

SLALOM COURSE

SKIS SIZES//REC.WEIGHT

65" // 100 - 150 lbs

67" // 140 - 190 lbs

69" // 180 - 220 lbs

71" // 210+ lbs

TOP

BASE

SLALOM SKIS

HO SKIS

COMP/FREE



SIZES:

65" Venture, 67" Burner,
69" Charger, 71" Magnum

FEATURES:

- Most popular ski in the HO Ski line
- Deep-V bottom design for increased stability
- Pronounced inside-radius sidecut performance
- Deep bevel design for a stable ride

BOAT SPEED



26MPH-30MPH

TERRAIN



OPEN
WATER

SLALOM
COURSE

SKIS SIZES//REC.WEIGHT

65" // 100 - 150 lbs
67" // 140 - 190 lbs
69" // 180 - 220 lbs
71" // 210+ lbs

WAKE SKIS

HO SKIS CDX

SIZES:

66", 68", 70"

FEATURES:

- Classic CDX shape!
- Edge to Edge Concave Design
- Continuous Rockerline
- Blended Carbon/Fiberglass Reinforcements
- Polyurethane Foam Core
- T-Extrusion Fin Block
- Handmade in the U.S.A

BOAT SPEED



26MPH-30MPH

TERRAIN



OPEN
WATER

SLALOM
COURSE

SKIS SIZES//REC.WEIGHT

66" // 135 - 185 lbs

68" // 175 - 215 lbs

70" // 210+ lbs



SLALOM SKIS

HO WAKE SKIS

REKLESS



SIZES:

130CM 145CM

FEATURES:

- Twin-tipped water skis designed to be ridden wake to wake, on rails & being towed by cable or winch
- Wakeboard based shape
- Compression moulded for stiffness and durability
- Polyurethane core
- 100% fibreglass wrap
- Category-first 3D bottom contours
- Category-first kick tips
- Geometric top contours for reduced weight and maximum torsional stiffness.
- True twin-tip shape for perfect switch takeoffs and landings.

REKLESS BINDING

SIZES:

Mini 4-7, Std 8-14



FEATURES:

- Effortless, front lacing entry system
- New preformed EVA floating tongue
- Soft, plush universal footbed for long comfortable ski rides
- Wakeboard style thick padded footbed
- Increased lateral and fore/aft stiffness for landing big airs.

WAKE SKIS

WOMENS COUTURE COLLECTIVE

COUTURE

SIZE:

65"

FEATURES:

- Revolutionary STEP CONCAVE Design for zero drag
- 5-Stage Rockerline
- Pin Tail Geometry
- Couture-Specific Women's Flex
- Blended Carbon/Fiberglass Reinforcements
- Polyurethane Foam Core
- T-Extrusion Fin Block
- Handmade in the U.S.A.

BOAT SPEED



28MPH-34MPH

TERRAIN



OPEN WATER

SLALOM COURSE

SKIS SIZES//REC.WEIGHT
65" // 100lbs-155lbs



TOP

BASE

WOMENS SLALOM

WOMENS COUTURE COLLECTIVE

MUSE



TOP

BASE

SIZE:

65"

FEATURES:

- Entry level slalom ski with increased surface area.
- Most popular shape in the HO Ski line (Comp/Free mould)
- Deep-V bottom design for increased stability
- Pronounced inside-radius sidecut performance
- Deep bevel design for a stable ride

BOAT SPEED



24MPH-30MPH

TERRAIN



OPEN
WATER

SLALOM
COURSE

SKIS SIZES//REC.WEIGHT
65" // up to 155lbs

WOMENS SLALOM

HO SKIS COVERS

GLOBAL SKIER

FEATURES:

- Multiple Pockets
- Shoulder Strap For Easy Carrying
- Wet Pocket Equipped
- Padding For Protecting Your Ride
- Sizes: 63"-66", 67"-69", 70"-72"



UNIVERSAL PADDED

FEATURES:

- Multiple Pockets
- Shoulder Strap For Easy Carrying
- Wet Pocket Equipped
- Padding For Protecting Your Ride
- Sizes: 63"-66", 67"-72"



SLALOM NEO SLEEVE

FEATURES:

- Padding For Protection
- 2mm Neoprene





HARD SHELL

DOUBLE BOOT RELEASE BINDING SYSTEM

EXOFR

SLALOM SKIS



FRAME

BINDINGS

HO BINDINGS

ANIMAL

SIZES:

XS, S, M, L, XL, XXL

FEATURES:

- Layered overlay construction
- Stronger, thinner TPU material with embossed synthetic leather
- Specifically placed overlay stretch zones for less foot cramping
- High density EVA toe and heel pieces
- Anatomic interchangeable footbeds



HO BINDINGS

LEVEL

SIZES:

Mini 4-7, Std 8-14

FEATURES:

- Effortless, front lacing entry system
- New preformed EVA floating tongue
- Soft, plush universal footbed for long comfortable ski rides
- The easiest, best fitting, best skiing entry level boot in the industry!



BINDINGS

HO BINDINGS REAR TOE PLATE



SIZES:

XXS, XS, S, M, L, XL, XXL

FEATURES:

- Improved step in entry system
- All new pattern allows for a more comfortable and secure fit
- Light weight direct mount system

HO BINDINGS ADJ. RTP



SIZES:

One Size Fits All.

FEATURES:

- Individually-sized rear toe overlay
- Anatomical contoured footbed
- Standard rear Pivot Plate

HO COMBOS

PINNACLE

SIZES:

61" 67"

FEATURES:

- CompFreeride Shape
- Deep-V Bottom Concave for stability
- Great Edge Hold with Increased Control and Stability
- Convertible combos for 1" of Adjustability with Level Boots
- Available with Contour or Helix Boots



COMBOS

HO COMBOS BLAST



SIZES:

- 59" skiers - up to 135lbs
- 63" skiers - from 70lbs to 150lbs.
- 67" skiers - above 120lbs.

FEATURES:

- Wide forebody for effortless starts
- Deep-V bottom design for improved tracking

HELIX BINDING:

- Improved Step in Entry System
- Comfortable Secure Fit
- Lightweight Direct Mount System
- Finest Entry Level Combo Boot on Market



COMBOS

FUTURE SERIES

A1 TEAM

SIZES:

62"

FEATURES:

- Bob LaPoint Design
- CAD-Shaped Tip to Tail
- Hybrid Concave for increase angle and stability
- 5-Stage Rockerline
- Carbon Fibre Reinforcements
- CNC-Machined PVC Foam Core
- Syndicate Adjustable Fin Block
- Handmade in Redmond, Washington

FUTURE SERIES

GRIFTER

SIZES:

62"

FEATURES:

- Bob LaPoint Design
- CAD-Shaped Tip to Tail
- Hybrid Concave for increase angle and stability
- Fiberglass Reinforcements
- Polyurethane Foam Core
- T-Extrusion Fin
- Handmade in Redmond, Washington

09' JUDGE

SIZES:

61"

- Tunnel bottom design
- Kid's specific flex pattern
- Wide tail for increased stability



NO TRAINER COMBOS

HOT SHOT

SIZES:

49"

FEATURES:

- Removable stabilizing bar comes standard
- Wide tail for easy planing
- "How To" DVD included
- Dual-handle mainline puts you in control of your child's ride
- Suits Kids up to 60 lbs



COMBOS

HO KNEEBOARDS
JOKER

FEATURES:

- A-Symmetrical compression moulded design
- Thinner profile for advanced performance
- Unique flow channels in tip
- 30 degree bottom rails for edge holding power
- Quad-density moulded pad
- HO's exclusive Flex-Zone Strap



HO KNEEBOARDS

ELEMENT

FEATURES:

- Symmetrical compression moulded board
- Hard rails for deeper edge control
- True straight channels for positive tracking
- Tri-density moulded pad
- HO's Fully adjustable single locking comfort-strap
- Great design for all levels of riding



KNEEBOARDS



PROTON

FEATURES:

- High-End advanced twin-tip design
- Innovative step down rail for more consistent ride
- 20 degree bottom rails for superior control
- Thin profile combined with continuous rocker for maximum performance at any rider level
- HO's exclusive Dual-Option fin system
- Larger orthotic pad for comfortable ride
- HO's exclusive Flex-Zone Strap



NEUTRON

FEATURES:

- Symmetrical dual radius side cut for maximum performance
- 4 moulded in fins for advanced control
- HO's exclusive Easy up system for deepwater starts
- Larger orthotic pad for comfortable ride
- HO's Fully adjustable single locking Comfort-Strap



ELECTRON

FEATURES:

- Twin tip with step down rail for consistent ride
- Continuous rocker for easy tricks and soft landing
- Moulded in fins for maximum control
- Larger orthotic pad for comfortable ride
- HO's single locking strap
- Best board for beginner to intermediate riders
- Moulded handle holder

NO SKIS

GLOVES



41 TAIL

FEATURES: With high end materials and manufacturing processes such as tone on tone screening, leather embossing and suede you're sure to clear that 41 off pass.

XS - XXL



EMPIRE

FEATURES:

New for 2010, the Empire has our double padded, stitched Amara palm as well as unique sew lines and pre-curved fingers making this one of the best fitting gloves ever designed.

S - XXL



SIREN

FEATURES: The Siren was designed with hi-end performance and comfort in mind. With a cut designed alongside the pro men's gloves, but for a woman's fit, the Siren is the glove of choice for the aggressive female skier.

XXS - L

GLOVES

HO SKIS GLOVES



ESPRIT

FEATURES: Re-designed for 2010 with the ever popular Velcro strap on the back of the palm, this year the Esprit features our double padded, stitched Amara palm. Choose between full finger and $\frac{3}{4}$ lengths, both with pre-curve.
XS-L



ESPRIT 3/4

FEATURES: Re-designed for 2010 with the ever popular Velcro strap on the back of the palm, this year the Esprit features our double padded, stitched Amara palm. Choose between full finger and $\frac{3}{4}$ lengths, both with pre-curve.
XS-L



JNR X-FACTOR

FEATURES: Back by popular demand, HO presents the X Factor. Pre-curved fingers and X Factor series graphics make this the glove of choice for any grom.
XS - M

HO VESTS



POINT NCGA

SIZES:
S-XXL

FEATURES:

Syndicate skiers prefer the Point Comp life jacket for the freedom and mobility it delivers. Constructed from lightweight 4-way stretch neoprene, the Point offers skiers an unobstructed full range of motion. This pull-over vest is so comfortable you won't even notice it's there. Get on Point, stay on Point and ski hard.

VESTS



CANDIDATE NGGA

SIZES:
S-XXL

FEATURES:

Are you a Candidate for team Syndicate? We'll have to see. Until then enjoy the Candidate Molded Comp life jacket while you set your personal best on the course. The Candidate is lined with smooth glideskin sandwiching the 4-way stretch neoprene between molded floatation and protection panels. Our quickest drying vest keeps you light and comfy through the end of the course.

HO VESTS

SYSTEM

FEATURES:

Don't buck the System, just grab the most comfortable Coast Guard Approved ski vest available and hit the water. The System is a 4-panel Type III vest that is super comfy & stylish. Increased arm holes, segmented foam and rib panels give the System more mobility than other vests. Glideskin shoulder panels and blind buckles give the System a stylish and sleek appearance.

ACCESS

FEATURES:

Easy Access makes everything good; our Coast Guard Approved side-entry ski vest, the Access, makes it better. The Access' side entry system distributes neoprene evenly around the body delivering a truly comfortable fit. Large arm holes and a segmented foam body provide greater mobility and the blind buckles and glideskin finish make the Access more appealing than other vests.

MENS PURSUIT

FEATURES:

In the Pursuit of perfection, comfort and safety we came right back to the Pursuit. Our rock solid Type III Coast Guard approved flotation device delivers maximum mobility and comfort through increased arm holes and strategically placed neoprene panels. The Pursuit's upper panels are thinned out while the lower section contains more safety foam. Blind belts and asymmetrical graphics make the Pursuit a great choice for all water sports enthusiasts.

SIZES:

S-XXL



SIZES:

S-XXL



SIZES:

S-XXL



HO VESTS

WOMEN'S FORM FIT

SIZES:
S-XL

FEATURES:

Ladies, enjoy our Form Fit neoprene comp vest as you attack the course or just cruise the lake. Designed with you in mind we reduced the width of the shoulder panels and added chest cups for a comfortable anatomical fit. This Coast Guard approved Type III flotation device also has mesh drain holes for quick drying and the blind buckles reduce bulk and enhance the look of the elegant design.



WOMEN'S PURSUIT

SIZES:
S-XL

FEATURES:

In the Pursuit of perfection, comfort and safety we came right back to the Women's Pursuit. Our rock solid Type III Coast Guard approved flotation device delivers maximum mobility and comfort through increased arm holes and strategically placed neoprene panels. The upper panels on the Women's Pursuit are thinned out while the lower section contains more of the safety foam while maintaining an anatomical fit for women. Blind belts and asymmetrical graphics make the Pursuit a great choice for all water sports enthusiasts.



HO VESTS

TEEN PURSUIT

FEATURES:

Junior rippers are always pushing the limits and the Teen Pursuit was designed to keep the precious ones in your life safe, secure and on top of the water. The Teen Pursuit is a Coast Guard Type III life vest including comfort and style at no extra charge. Rated for 28" to 32" chest size.

SIZES:

28" to 32" chest size.



YOUTH PURSUIT

FEATURES:

Boating with the family is so great, but keeping them safe while doing so is important. The Youth Pursuit life vest is a Type III Coast Guard approved flotation device geared for children. Kids will dig the graphics and the sleek look while you can rest easy knowing they're protected. Rated for 50 to 90 lbs.

SIZES:

50 to 90 lbs.



GIRL'S YOUTH PURSUIT

FEATURES:

Boating with the family is so great, but keeping them safe while doing so is important. The Youth Pursuit life vest is a Type III Coast Guard approved flotation device geared for children. Kids will dig the graphics and the sleek look while you can rest easy knowing they're protected. Rated for 50 to 90 lbs.

SIZES:

50 to 90 lbs.



HO VESTS

CHILD PURSUIT

SIZES:

30 to 50 lbs.

FEATURES:

Boating with the family is so great, but keeping them safe while doing so is important. The Child Pursuit life vest is a Type III Coast Guard approved flotation device designed for children, including double foam flotation in the chest panels for face up floating. Kids will dig the cool look and you can rest easy knowing they're protected. Rated for 30 to 50 lbs.



TODDLER PURSUIT

SIZES:

up to 30 lbs

FEATURES:

Boating with the family is so great, but keeping them safe while doing so is important. The Infant Pursuit life vest is a Type II Coast Guard approved flotation device geared for Infants, including chest heavy foam flotation and a buoyant head rest for face up floating. The little ones will be easy to spot with this bright flotation vest. Rated for up to 30 lbs.



VESTS

NO VESTS

MENS INFINITE

FEATURES:

Our most comfortable nylon vest with a four-panel construction for maximum comfort. Sized to fit from a 28" to 68" chest.

SIZES:
XS-5XL



MENS UNIVERSAL

FEATURES:

A versatile vest that won't break the bank. Fits chest sizes 32"-60"

SIZES:
S/M, L/XL, SXL



HO VESTS

WOMENS INFINITE

SIZES:

S-XL

FEATURES:

Our most comfortable nylon vest with a four-panel construction for maximum comfort. Sized to fit from a 28" to 44" chest.



WOMENS UNIVERSAL

SIZES:

S/M, L/XL

FEATURES:

A versatile vest that won't break the bank. Fits chest sizes 32"-52"



VESTS

HO VESTS

YOUTH INFINITE

FEATURES:

A quality nylon vest for the young water enthusiast. Rated for 50 to 90 lbs.

SIZES:

50 - 90 lbs



CHILD INFINITE

FEATURES:

A quality nylon vest for the young water enthusiast. Rated for 30 to 50 lbs.

SIZES:

30 - 50 lbs



TODDLER INFINITE

FEATURES:

A quality nylon vest for the young water enthusiast. Rated for up to 30 lbs.

SIZES:

up to 30 lbs



HO

APPAREL



HO SYNDICATE LION HOODIE

Two Color Syndicate Screen on 9 oz
Black Hoodie S-XL



HO SYNDICATE TEE

Two Color Syndicate Screen on
Black Slim/Regular Fit Tee S-XL

HO APPAREL



HO LOGO TEE

One Color HO Logo Screen on
White Slim/Regular Fit Tee S-XL



HO WOMEN'S SKI TANK

Ribbed Black Tank HO Skis Logo
XS-XL



HO SYNDICATE NEW ERA HAT

HO Syndicate Silver Embroidered New Era Hat
New Era Sizing 7 ¼ - 7 ⅜ - 7 ½ - 7 ¾



HO SKI HAT

HO Flex Fit Embroidered Hat
Flex Fit Sizing S/M and L/XL



2010 PRODUCT OVERVIEW.

HO. TUBES

G-6

FEATURES:

- 1 Year Limited Warranty
- Multi Riding Positions
- 110 in. x 104 in. Tube Dimensions
- Up to 6 Riders or 1,020 lbs.
- HO Quick Connect Tow Attachment
- 2 Boston Valves for Easy Inflation
- 840 Denier PU Coated Nylon
- 30 Gauge PVC Bladder
- Nylon Webbing Covered Soft Foam Handles with Neoprene Knuckle Guards



ION

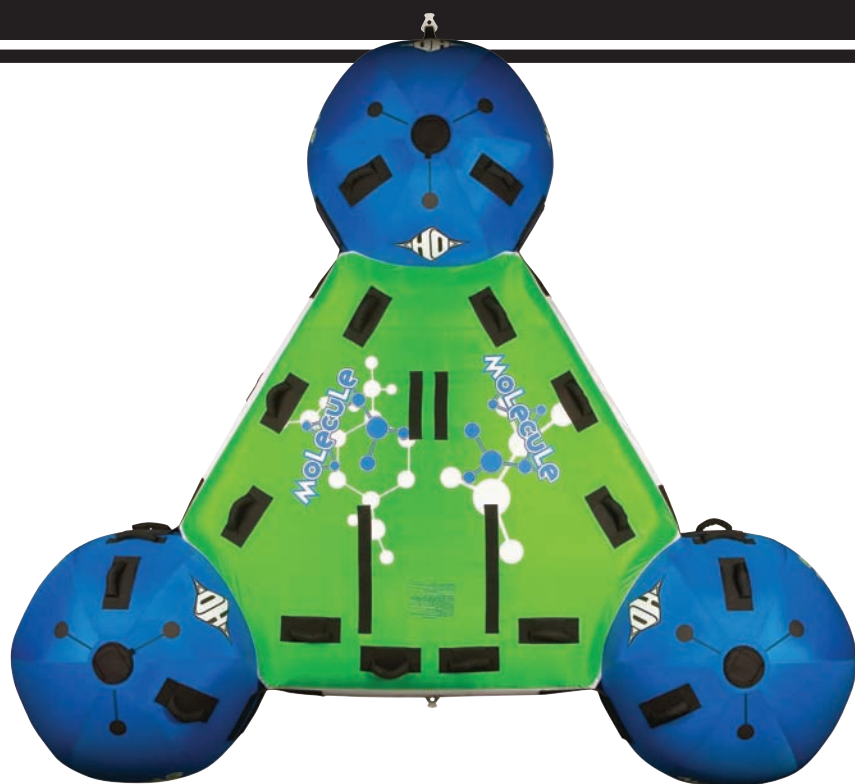
FEATURES:

- 1 Year Limited Warranty
- 128" X 93" Tube Dimensions
- Exclusive HO Sphere technology
- Up to 4 Riders or 680 Lbs.
- Heavy Duty Quick Connect Tow Attachment
- 5 Boston Valves
- 840 Denier PU Coated Nylon
- 30 Gauge PVC Bladder
- Nylon Webbing Covered Soft Foam Handles with Neoprene Knuckle Guards
- Integrated Ladders for Climbing Aboard





MOLECULE



FEATURES:

- 1 Year Limited Warranty
- 128" X 132" Tube Dimensions
- Exclusive HO Sphere technology
- Up to 3 Riders or 510 Lbs.
- 2 HO Quick Connect Tow Attachments
- 4 Boston Valves
- 840 Denier PU Coated Nylon
- 30 Gauge PVC Bladder
- Nylon Webbing Covered Soft Foam Handles with Neoprene Knuckle Guards
- Integrated Ladders for Climbing Aboard

ATOM



FEATURES:

- 1 Year Limited Warranty
- 90" X 96" Tube Dimensions
- Exclusive HO Sphere technology
- Up to 2 Riders or 340 Lbs.
- 2 HO Quick Connect Tow Attachment
- 4 Boston Valves
- 840 Denier PU Coated Nylon
- 30 Gauge PVC Bladder
- Nylon Webbing Covered Soft Foam Handles with Neoprene Knuckle Guards



BLACK ICE

FEATURES:

- 1 Year Limited Warranty
- 78" Diameter Tube Dimensions
- Exclusive HO Sphere technology
- Up to 3 Riders or 510 Lbs.
- HO Quick Connect Tow Attachment
- 2 Boston Valves/ 1 Stem Valve
- 840 Denier PU Coated Nylon
- 30 Gauge PVC Bladder
- Nylon Webbing Covered Soft Foam Handles with Neoprene Knuckle Guards
- Large Protective Neoprene Pad For Riding Comfort



SWITCH

FEATURES:

- 1 Year Limited Warranty
- 84" Infatable
- HO Quick Connect Tow Attachment
- Boston Valves for Easy Inflation
- Multi Use – 3 Tubes in 1
- Up to 3 riders or 510 Lbs.
- Heavy Duty 30 guage PVC Bladder
- Nylon Webbing Covered Soft Foam Handles with Neoprene Knuckle Guards



TUBES



TRIPLE SHOT



FEATURES:

- 1 Year Limited Warranty
- Up to 3 Riders or 510 Lbs.
- HO Quick Connect Tow Attachment
- 2 Boston Valves/ 4 Stem Valves
- 840 Denier PU Coated Nylon
- 30 Gauge PVC Bladder
- Nylon Webbing Covered Soft Foam Handles with Neoprene Knuckle Guards
- Cup Holders For Lounging

DOUBLE SHOT



FEATURES:

- 1 Year Limited Warranty
- 60" X 50" Tube Dimensions
- Up to 2 Riders or 340 Lbs.
- HO Quick Connect Tow Attachment
- 2 Boston Valves/ 3 Stem Valves
- 840 Denier PU Coated Nylon
- 30 Gauge PVC Bladder
- Nylon Webbing Covered Soft Foam Handles with Neoprene Knuckle Guards
- Cup Holders For Lounging

ROCK N' ROLL

FEATURES:

- 1 Year Limited Warranty
- 65 in. x 56 in. Tube Dimensions
- Up to 2 Riders or 340 lbs.
- HO Quick Connect Tow Attachment
- Boston Valve & 2 Large Stem Valves for Easy Inflation
- 840 Denier PU Coated Nylon
- 30 Gauge PVC Bladder
- Nylon Webbing Covered Soft Foam Handles with Neoprene Knuckle Guards
- Large Neoprene Protective Pad for Riding Comfort



FURY

FEATURES:

- 1 Year Limited Warranty
- 64" x 60" Tube Dimensions
- Up to 2 Riders or 340 lbs.
- HO Quick Connect Tow Attachment
- Boston Valve for Easy Inflation
- Heavy Duty PVC Bladder
- Nylon Webbing Covered Soft Foam Handles with Neoprene Knuckle Guards
- Fully Covered





DRAGON



FEATURES:

- 1 Year Limited Warranty
- 64 in. x 60 in. Tube Dimensions
- Up to 2 Riders or 340 lbs.
- HO Quick Connect Tow Attachment
- Boston Valve & 2 Stem Valves for Easy Inflation
- 840 Denier PU Coated Nylon
- 30 Gauge PVC Bladder
- Nylon Webbing Covered Soft Foam Handles with Neoprene Knuckle Guards
- New Tarpaulin Bottom for Extra Speed

FRENZY



FEATURES:

- 1 Year Limited Warranty
- 75" x 75" Tube Dimensions
- Up to 2 Riders or 340 lbs.
- HO Quick Connect Tow Attachment
- Boston Valve for Easy Inflation
- Heavy Duty PVC Bladder
- Nylon Webbing Covered Soft Foam Handles with Neoprene Knuckle Guards



BOMBER

FEATURES:

- 1 Year Limited Warranty
- 72" Diameter Tube Dimensions
- Up to 3 Riders or 510 Lbs.
- HO Quick Connect Tow Attachment
- Boston Valve
- 840 Denier PU Coated Nylon
- 30 Gauge PVC Bladder
- Nylon Webbing Covered Soft Foam Handles with Neoprene Knuckle Guards
- Large Protective Neoprene Pad For Riding Comfort



EXTREME

FEATURES:

- 1 Year Limited Warranty
- 75" X 75" Tube Dimensions
- Up to 3 Riders or 510 Lbs.
- HO Quick Connect Tow Attachment
- Boston Valve/ 2 Stem Valves
- 840 Denier PU Coated Nylon
- 30 Gauge PVC Bladder
- Nylon Webbing Covered Soft Foam Handles with Neoprene Knuckle Guards
- Large Protective Neoprene Pad For Riding Comfort





EXTREME XL



FEATURES:

- 1 Year Limited Warranty
- 90" x 90" Tube Dimensions
- Up to 4 Riders or 680 Lbs.
- Boston Valve/2 Stem Valves
- 840 Denier PU Coated Nylon
- 30 Gauge PVC Bladder
- Nylon Webbing Covered Soft Foam Handles with Neoprene Knuckle Guards
- Large Protective Neoprene Pad for Riding Comfort

FORMULA 3



FEATURES:

- 1 Year Limited Warranty
- 94" X 90" Tube Dimensions
- Up to 3 Riders or 510 Lbs.
- HO Quick Connect Tow Attachment
- Boston Valve/ 4 Stem Valves
- 840 Denier PU Coated Nylon
- 30 Gauge PVC Bladder
- Nylon Webbing Covered Soft Foam Handles with Neoprene Knuckle Guards
- Large Sunken Seats For More Stability



FORMULA 2

FEATURES:

- 1 Year Limited Warranty
- 75" X 75" Tube Dimensions
- Up to 2 Riders or 340 Lbs.
- HO Quick Connect Tow Attachment
- Boston Valve/ 3 Stem Valves
- 840 Denier PU Coated Nylon
- 30 Gauge PVC Bladder
- Nylon Webbing Covered Soft Foam Handles with Neoprene Knuckle Guards
- Large Sunken Seats For More Stability



FORMULA 1

FEATURES:

- 1 Year Limited Warranty
- Up to 2 Riders or 340 Lbs.
- Secure Cockpit Style Seating
- HO Quick Connect Tow Attachment
- Boston Valve/2 Stem Valves
- Heavy Duty PVC Bladder
- Nylon Webbing Covered Soft Foam Handles with Neoprene Knuckle Guards





3XS



FEATURES:

- 1 Year Limited Warranty
- 72" Diameter Tube Dimensions
- Up to 2 Riders or 340 Lbs.
- HO Quick Connect Tow Attachment
- Boston Valve/ 1 Stem Valve (Seat)
- 840 Denier PU Coated Nylon
- 30 Gauge PVC Bladder
- Nylon Webbing Covered Soft Foam Handles with Neoprene Knuckle Guards
- Large Inflatable Seat For Riding Comfort

2XS



FEATURES:

- 1 Year Limited Warranty
- 60" Diameter Tube Dimensions
- Up to 2 Riders or 340 Lbs.
- HO Quick Connect Tow Attachment
- Boston Valve/ 1 Stem Valve (Seat)
- 840 Denier PU Coated Nylon
- 30 Gauge PVC Bladder
- Nylon Webbing Covered Soft Foam Handles with Neoprene Knuckle Guards
- Inflatable Seat For Riding Comfort

ZIPPER

FEATURES:

- 1 Year Limited Warranty
- 56" Diameter Tube Dimensions
- 1 Rider or 170 Lbs.
- HO Quick Connect Tow Attachment
- 420 Denier PU Coated Nylon
- Heavy Duty Gauge PVC Bladder
- Nylon Webbing Covered Soft Foam Handles with Neoprene Knuckle Guards
- Boston Valve for Easy Inflation
- Fully Covered



TYPHOON

FEATURES:

- 1 Year Limited Warranty
- 66" Diameter Tube Dimensions
- Up to 2 Riders or 340 Lbs.
- HO Quick Connect Tow Attachment
- Boston Valve/ 1 Stem Valve (Seat)
- 840 Denier PU Coated Nylon
- 30 Gauge PVC Bladder
- Squared Off In The Back For More Stability
- Nylon Webbing Covered Soft Foam Handles with Neoprene Knuckle Guards
- Large Inflatable Seat For Riding Comfort





OCTANE



FEATURES:

- 1 Year Limited Warranty
- 67" Infatable
- HO Quick Connect Tow Attachment
- Boston Valves for Easy Inflation
- Up to 2 riders or 340 Lbs.
- Heavy Duty 30 Gauge PVC Bladder
- Nylon Webbing Covered Soft Foam Handles with Neoprene Knuckle Guards
- Fully Covered
- Large Opening at Back For Easy Re-boarding

HIGH OCTANE



FEATURES:

- 1 Year Limited Warranty
- 84" Infatable
- HO Quick Connect Tow Attachment
- Boston Valves for Easy Inflation
- Up to 4 riders or 680 Lbs.
- Heavy Duty 30 Gauge PVC Bladder
- Nylon Webbing Covered Soft Foam Handles with Neoprene Knuckle Guards
- Fully Covered
- Large Opening at Back For Easy Re-boarding



DUO

FEATURES:

- 1 Year Limited Warranty
- 81" X 51" Tube Dimensions
- Up to 2 Riders or 340 Lbs.
- 2 Heavy Duty Nylon Tow Attachments
- Boston Valve for Easy Inflation
- 420 Denier PU Coated Nylon
- Heavy Duty Gauge PVC Bladder
- Nylon Webbing Covered Soft Foam Handles with Neoprene Knuckle Guards



DIAMOND BACK

FEATURES:

- 1 Year Limited Warranty
- 58" X 58" Tube Dimensions
- 1 Rider or 170 Lbs.
- Heavy Duty Nylon Tow Attachment
- Boston Valve for Easy Inflation
- 420 Denier PU Coated Nylon
- Heavy Duty Gauge PVC Bladder
- Diamond Shape For Added Stability
- Nylon Webbing Covered Soft Foam Handles with Neoprene Knuckle Guards





HORNET



FEATURES:

- 1 Year Limited Warranty
- 54" Diameter Tube Dimensions
- 1 Rider or 170 Lbs.
- Heavy Duty Nylon Tow Attachment
- Large Stem Valve
- 420 Denier PU Coated Nylon
- Heavy Duty Gauge PVC Bladder
- Nylon Webbing Covered Soft Foam Handles with Neoprene Knuckle Guards

PUMPS & ROPES



COMPACT INFLATOR/DEFLATOR 12 VOLT

Being able to inflate and deflate tubes in your boat is a huge benefit and convenience, and one of our excellent HO inflator/deflators will definitely improve your experience. These inflator/deflators are compact and powerful enough to quickly inflate all our tubes to the correct pressure. Pump includes attachments for Boston and stem valves.

DUAL ACTION HAND PUMP

Pumps air to the tube while pulling up or pushing. Does fast and gets the tube as firm as you want. The included attachments fit small stem valves, large stem valves, and Boston valves.



- 2K** FEATURES:
- 2375 lbs avg. tensile strength
 - 60' length with float
 - Max of 2 people or 340 lbs



- 4K** FEATURES:
- 400 lbs avg. tensile strength
 - 60' length with float
 - Max of 4 people or 680 lbs



- 6K** FEATURES:
- 6000 lbs avg. tensile strength
 - 60' length with float
 - Max of 6 people or 1200 lbs

TUBES

CASTAWAY ISLAND

FEATURES:


Inflate, hop aboard, and cast away! Anchor in water up to 30 feet deep! The Castaway Island is the perfect hub for all your water sports activities. The Island is newly redesigned to include four built-in backrests with head cushions. Also new is a rectangular center cut out – use it for boarding the island or floating a standard sized cooler filled with your favorite beverages. The included Link Lanyard allows you to connect any '09 HO inflatable to the island. Make the Island your all-day base! It's perfect for pick-up/drop-off or just relaxing in the sun. With the Castaway Island, the choice is yours!



TUBES

LEISURE LOUNGE

TUBES



FEATURES:

The Leisure Lounge is an improved version of the classic floating mattress. It features two cup holders and a super comfortable, stable, and durable construction. Use the included HO Link Lanyard to attach to the Castaway Island or any of our other HO inflatables and you're set for relaxation with no worries!

TIKI LOUNGE

TUBES



FEATURES:

It's impossible not to relax in the Tiki Lounge. This simple design is durable and considerate. You will enjoy the relaxed posture and the two cup holders that keep your drinks within reach, but out of your way. These great features will help you stay put...but you won't want to go anywhere anyway.

TUBES



**ACCURATE.
ROPES & HANDLES**

41 TAIL CUSTOM SERIES HANDLE

FEATURES:

- Thicker Walled Aluminum Core
- 12 & 13 inch length handles
- .940 & 1.062 inch diameters
- Improved Rubber Compound



SYNDICATE KNOTLESS 15 TO 43 MAINLINE

FEATURES:

- Knotless Mainline Runs from 15' off to 43' off
- No Knots – each section is back braided
- ID Sleeves at each loop
- Changing your rope between sets is a breeze – just drop the loop over the pylon and you're good to go
- 80 Strand Pre-Stretched rope includes AWSA Color Coordinated Sections



CUSTOM ARS HANDLE

FEATURES:

- Thicker Walled Aluminum Core
- ARS (Anti-Roll System) Equipped
- 12 & 13 inch length handles
- .940 & 1.062 inch diameters
- Improved Rubber Compound



ACCURATE

LIMITED ARS HANDLES



FEATURES:

- Available in 12", 13" or 13" ARC in our standard 1" diameter Team grip
- 4 weave, double rope construction for additional strength
- ARS (Anti-Roll System) equipped

LIMITED TEAM HANDLE



FEATURES:

- Available in 12", 13" or 13" ARC in our standard 1" diameter Team grip
- 4 weave, double rope construction for additional strength

LIMITED MAINLINES



FEATURES:

- 80 strand pre-stretched rope, exceeds AWSA standards for World Record capable tournaments
- Available in 10 or 8 section options
- Detachable sections, each section includes ID sleeve

EXTREME HANDLES

FEATURES:

- Available with our 13" Team bar
- 2-way weave construction and clear vinyl on the yoke for abrasion resistance
- Available with an 8 or 5 section mainline



EXTREME MAINLINES

FEATURES:

- Mainline also available without handle



PERFORMANCE SERIES HANDLES



FEATURES:

- Tacky Team Handle with strong aluminum alloy core
- Available with an 8 or 5 section mainline
- 4" vinyl end caps

DOUBLE HANDLE W/ 70' REC.



FEATURES:

- Available with 70' mainline in red, blue or white

RECREATIONAL MAINLINES



FEATURES:

- Exceeds AWSA rope requirements
- Available in red, blue, purple and multi-colored

75' 13" MOLDED EVA WATER SPORTS ROPE

FEATURES:

- 13" Molded EVA handle grip with aluminum core
- 4mm thick EVA grip
- Poly-E 12 strand rope, exceeds AWSA standards
- 4" vinyl end caps
- Includes a 70' recreational slalom rope
- Available in blue/yellow, black/white, and silver/red



RUBBER TEAM HANDLES

FEATURES:

- 12" smooth tacky rubber handle
- Comfortable grip
- Exceeds AWSA rope requirements
- Available in 75' & 100' lengths, available in a 3-section ski rope and deep-v package with 70' rec. mainline
- Available in assorted colors



ELITE DEEP V

FEATURES:

- Super tacky 15" rubber grip
- Aluminum core handle
- Available with an Extreme 5-section or a 70' Rec. Mainline
- Available in blue, yellow and silver



UNIVERSAL DEEP V

FEATURES:

- 12" Rubber Grip, aluminum core
- Makes deep-water starts a snap
- Dual Foam floats with an extra long "V" Bridle
- Three assorted colors: blue, red, black



2K TUBE ROPE

FEATURES:

- 2,375 lbs average tensile strength
- 60' length with a float
- For towing up to a maximum of two people or 340 lbs.



4K TUBE ROPE

FEATURES:

- 4,100 lbs average tensile strength
- 60' length with a float
- For towing up to a maximum of four people or 680 lbs



6K TUBE ROPE

FEATURES:

- 6,000 lbs average tensile strength
- 60' heavy duty multi-rider tube rope
- For towing up to a maximum of six people or 1,020 lbs



ACCURATE

PRO GRIP



FEATURES:

The Pro Grip glove includes the essentials for improving your grip on your water sport of choice. A neoprene back panel provides the comfy feel and the Amara palm delivers the added grip strength.

WORLD CUP FULL



FEATURES:

The best all around watersports grip is delivered by our World Cup Glove, constructed with a durable elastic material comfortable for all hands. The full neoprene back panel and double padded Amara palm make holding on a cinch.

WORLD CUP 3/4



FEATURES:

The best all around watersports grip is delivered by our World Cup Glove, constructed with a durable elastic material comfortable for all hands. The full neoprene back panel and double padded Amara palm make holding on a cinch. 3/4 fingers put you in contact with the handle.

TUBE CADDIE

FEATURES:

The only way to carry your inflated tube across the lake, or if you just need extra space in your boat.

- Two 3" suction cups & snap hooks
- 1.5" nylon webbing - extends to over 28"
- Lightweight side release buckles
- Tested at over 45 mph, only using suction cups



BOAT BUMPERS

FEATURES:

- Available in black
- Small size is 6"x 18"
- Medium size is 7.5"x 22.5"
- Large size is 9"x 27"



For boats up to 19'



For boats up to 23'



For boats up to 26'

ACCESSORIES

FEATURES:

- 1 - TRAILER BOAT GUIDES
- 2 - SKIER DOWN FLAG
- 3 - 4', 5', & 6' WEBBING BUNGEE DOCK TIES
- 4 - LINE WINDER
- 5 - 4', 5', & 6' ROPE BUNGEE DOCK TIES
- 6 - 5' DOG LEASH
- 7 - BOAT TOW HARNESS
- 8 - WEBBING BOAT TOW HARNESS



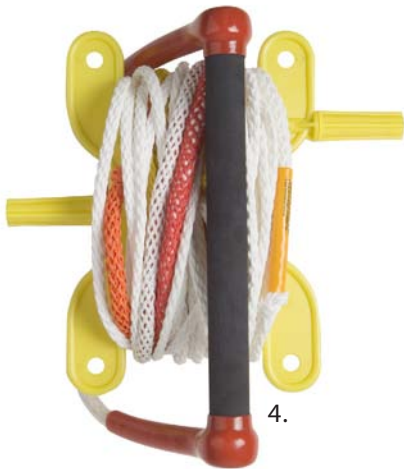
1.



2.



3.



4.



5.



8.



6.



7.